


# MPA

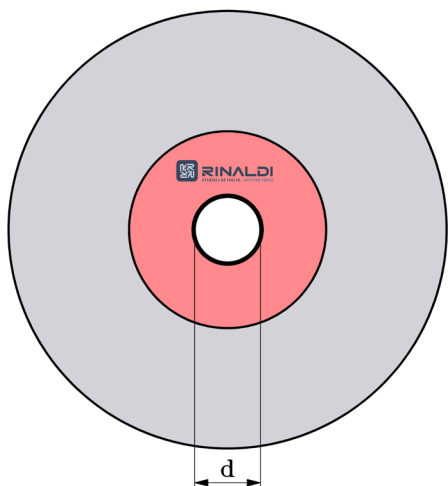
## Mole piane e a spigolo per affilatura

Flat and edged grinding wheels

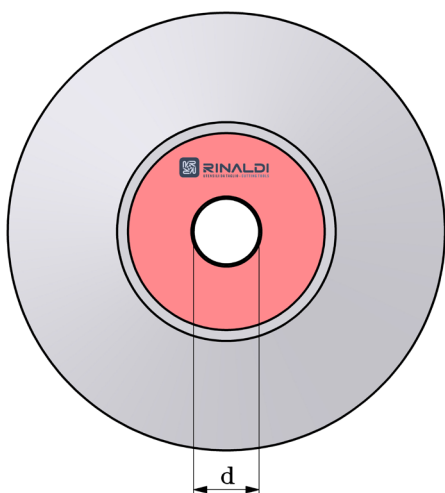
Flächen- und Kantenschleifscheiben



### Mole piane Flat grinding wheels Flächenschleifscheiben



### Mole a spigolo Edged grinding wheels Kantenschleifscheiben



### Mole piane Flat grinding wheels Flächenschleifscheiben

CODICE	D	H	d	Tipo
MPA-P-0630-AB	200	6	30	AB
MPA-P-0830-AB	200	8	30	AB
MPA-P-1030-AB	200	10	30	AB
MPA-P-1230-AB	200	12	30	AB
MPA-P-1530-AB	200	15	30	AB

CODICE	D	H	d	Tipo
MPA-P-0630-ABS	200	6	30	ABS
MPA-P-0830-ABS	200	8	30	ABS
MPA-P-1030-ABS	200	10	30	ABS
MPA-P-1230-ABS	200	12	30	ABS
MPA-P-1530-ABS	200	15	30	ABS

### Mole a spigolo Edged grinding wheels Kantenschleifscheiben

CODICE	D	H	d	Tipo
MPA-S-0830-AB	200	8	30	AB

CODICE	D	H	d	Tipo
MPA-S-0830-ABS	200	8	30	ABS



GRANA DURA TIPO AB  
TYPE AB WITH HARD GRAIN  
TYP AB MIT HARTEM KORN



GRANA MORBIDA TIPO ABS  
TYPE ABS WITH SOFT GRAIN  
TYP ABS MIT WEICHEM KORN